

OUTSTANDING PERFORMANCE and RELIABILITY

Specifications

Accuracy: ±1.0% of Full Scale
Subject to application

Sampling Rate: 30 millisecond

Sensor

Output: 0 – 10 volt

Temperature Controlled: 60°C

Operating Temperature: 0 - 60°C

Maximum Temperature: 85°C

Size: 2" (50mm)Sq.
4.5" (115mm) L

Mounting: Din-rail

Power: ±12vdc

Data Concentrator

All components contained in NEMA 4 wall-mount enclosure. Dimensions for up to 64 sensor system: 24"w x 24"h x 9"d. For systems 64 – 128 sensors: 48"w x 24"h x 9"d

Analog Multiplexer

Input: 0 – 10vdc

Number of Inputs: 8

Output: 0 – 5vdc

Embedded Processor

Number of Analog Inputs: 16

Output: Ethernet (UDP)

Power: 115/240vac 50/60Hz

Concentrator contains all sensor power supplies

Power rating of supplies determined by number of sensors

Represented by:

Options

PC with following features:
2Ghz minimum processor speed
512 MB RAM
40GB Hard Disk
Windows XP® Operating System
Writeable CD
(2) 10/100 Ethernet Ports

Digital I/O Board – provides alarm outputs and analog output.

It is recommended the above system be supplied by Sensortech and will normally be included in quote unless otherwise requested.

Nema 4 (IP66) Vertical 19" rack enclosure for PC

UPS supply

Warranty

All products manufactured by Sensortech Systems, Inc. are warranted against defects in material and workmanship for a period of one year from date of shipment. In the event any product manufactured by Sensortech proves to be defective within the warranty period, it will be repaired or replaced free of



The Measurement and Control Company

5140 Commerce Avenue, Suite #C/D
Moorpark, CA 93021
Ph. +1 805 378 1160 Fax. +1 805 378 1163
sales@sensortech.com
www.sensortech.com

IMPS-4400

Instant Moisture Profiling System

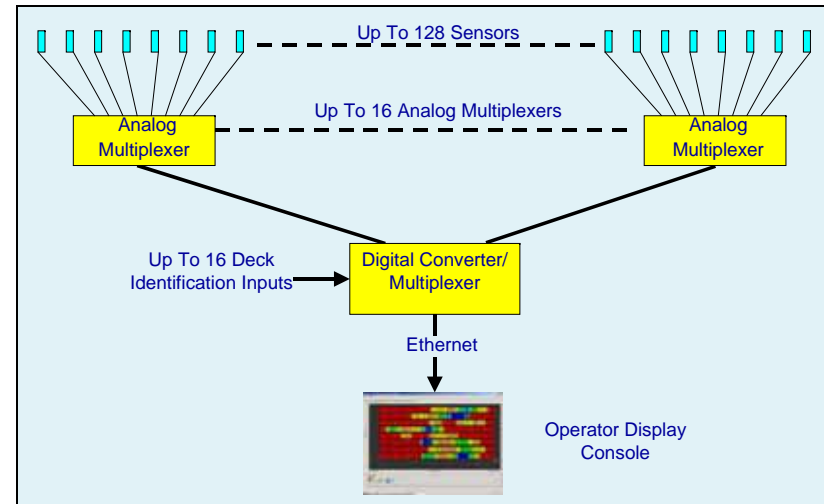


- ACCURATE DRYER BALANCING
- IMPROVED QUALITY CONTROL
- REDUCED ENERGY & REJECT PRODUCT
- INCREASED PRODUCTIVITY

Sensortech Systems
Inc.


The Measurement and Control Company

Sensortech Systems, Inc. introduces the latest addition to their moisture product line, the IMPS-4400, Instant Moisture Profiling System



IMPS-4400 MAJOR FEATURES:

- New PC software provides easy communication between profiler and HMI system
- Radio frequency dielectric measurement penetrates product to provide true total moisture
- With multiple discrete non-contact moisture sensors arrayed across production line, the IMPS-4400 displays real-time moisture profiles in both machine and cross direction
- Totally solid state system
- Moisture sensors interface to PC via Ethernet link
- User-friendly software provides multiple display formats
- Data-logging provides simple min, max, average of every board
- Moisture trend time plot for kiln control



Individual sensor measures
2inch square x 4.5 inch long



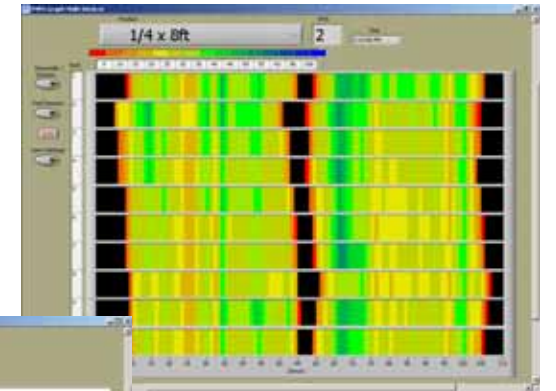
Data Concentrator adjacent
to sensor array collects data
and transmits to PC

Why Measure Heat When You Should Measure Moisture?

While surface temperature relates to moisture content, the relationship will vary with rate of drying and particularly with final zone temperature, resulting in the need for continual re-adjustment. Sensortech Systems patented dielectric measurement relates directly to moisture content and is not affected by process temperature, ambient temperature or rate of drying.

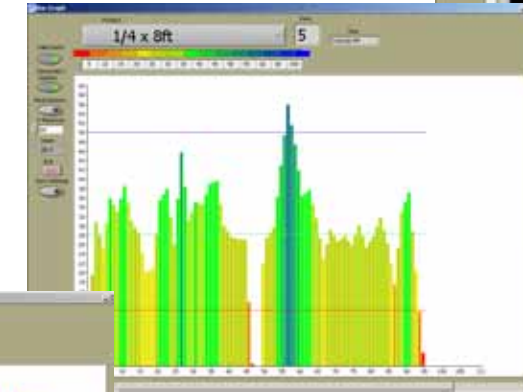
MULTI-DECK DISPLAY

C-D profile (board average) of each deck stacked to simulate cross section of dryer out-feed
Provides clear indication of final zone kiln balance



C-D PROFILE DISPLAY

Cross-direction moisture profile
Provides clear indication of board edge conditions



Multiple Screens

Bar Graph, Trend Plot and Multideck graphics displayed simultaneously.
Any number of screens may be displayed at the same time.

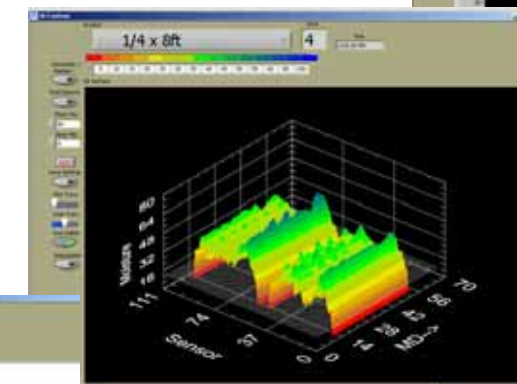
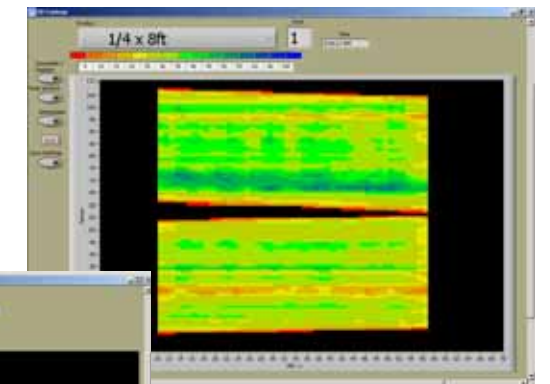


2 & 3-DIMENSIONAL MOISTURE CONTOUR

A bird's-eye view of board(s) exiting dryer

Moisture distribution can be clearly seen with blue streaks indicating wetter areas

3-D Provides additional perspective



Trend Plot

Trends of individual decks or average of all decks may be used for final zone temperature control.

Shown simultaneously displayed with bar graph

